



2018

2019 04

)

(

10

2.00

120,000,000

0

.....	2
.....	5
.....	9
.....	13
.....	32
.....	55
.....	61
.....	62
.....	70
.....	76
.....	77
.....	179

			002809
	Guangdong Redwall New Materials Co.,Ltd.		
	Redwall		
	516127		
	516127		
	http://www.redwall.com.cn/		
	public@redwall.com.cn		

	0752-6113907	0752-6113907
	0752-6113901	0752-6113901
	public@redwall.com.cn	public@redwall.com.cn

	http://www.cninfo.com.cn

	91441300773069982C

	555 1001-1008

√ □

	3	2016 8 23	2018
	9 10	12 31	

□ √

□ √

	2018	2017		2016
	931,735,127.00	630,986,494.79	47.66%	436,923,437.48
	68,311,444.07	80,644,916.00	-15.29%	66,136,102.72
	57,460,749.76	72,034,715.37	-20.23%	62,253,288.77
	-39,719,654.88	-53,151,831.36	25.27%	90,157,225.98
/	0.57	0.67	-14.93%	0.66
/	0.57	0.67	-14.93%	0.66
	6.88%	8.78%	-1.90%	11.23%
	2018	2017		2016
	1,420,407,315.31	1,249,221,670.47	13.70%	1,018,744,696.38
	1,035,833,258.97	954,320,285.05	8.54%	885,932,052.36

1

□ √

2

□ √

	167,087,206.57	240,789,542.82	239,248,045.37	284,610,332.24
	13,982,639.76	22,109,582.54	23,653,790.83	8,565,430.94
	12,744,084.85	21,262,132.76	20,970,300.84	2,484,231.31
	32,728,193.76	-12,072,197.59	-70,851,459.11	10,475,808.06

□ √

√ □

	2018	2017	2016	
	329,805.25	-89,064.19	-1,261,575.12	
	2,144,942.86	6,366,342.86	2,438,142.86	
	3,941,805.86	1,164,018.19		
		922,753.00		
	-290,555.32	1,415,674.17	3,341,661.68	
	6,637,322.82	467,095.89		

	1,912,627.16	1,636,619.29	635,415.47	
	10,850,694.31	8,610,200.63	3,882,813.95	--

1 —

1 —

□ √

1 —

“ ”

1

ISO9001 GB/T19001

2

3

2018

95.7%

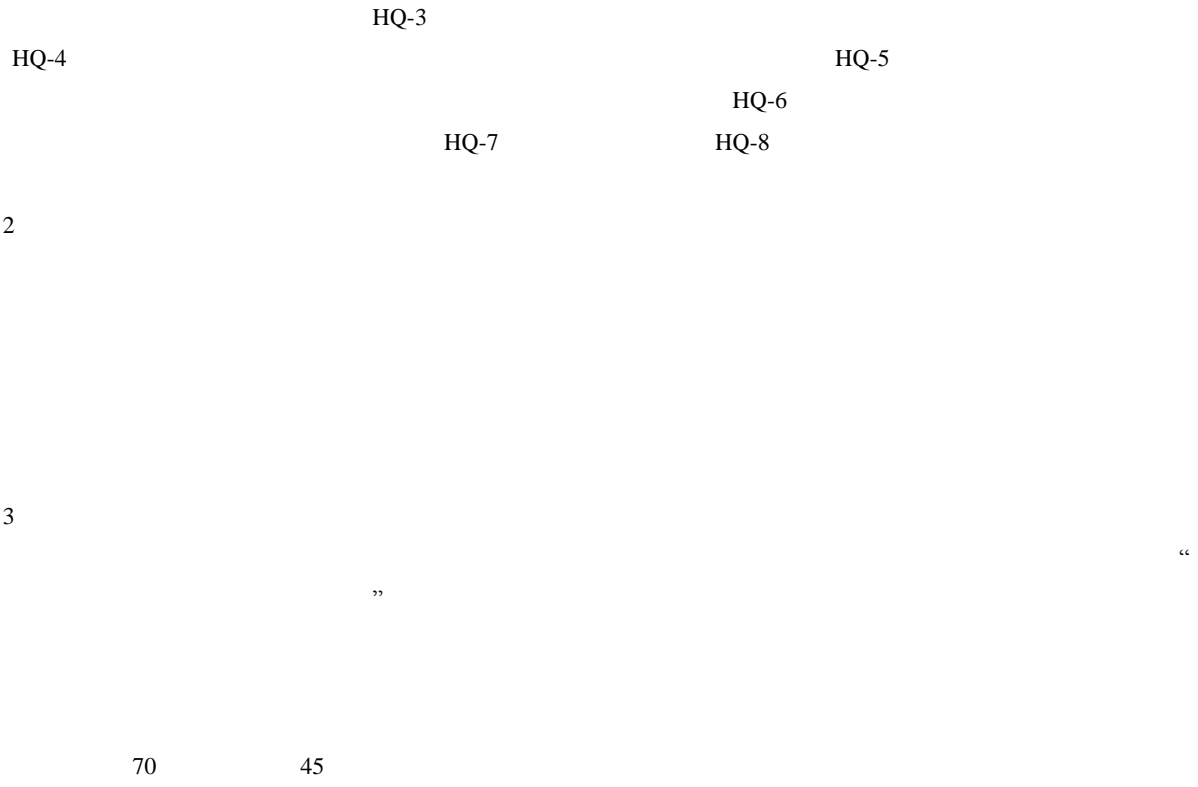
1

	2017	2,008.03	1,062.41%
	2017	20,790.52	43.72%
	2017	10,525.28	47.77%
	2017	13,634.13	40.09%
	2017	1,069.66	161.55%
	2017	7,190.27	178.60%
	2017	2,239.13	190.42%

2

□ √

2010 2017



GPS

“ ” “ ” “ ” “2011

” 2011 12 2014 12 2017 12

ISO14001:2004

OHSAS18001:1999

ISO9001:2008

			“	”	
	2018	931,735,127.00		47.66%	
68,311,444.07	15.29%				57,460,749.76
20.23%					
		768,472,758.70		43.10%	
	74.13%				162,545,672.72
	2018				
IPO	-				

1

“ ” “ ”

2

1

	2018		2017		
	931,735,127.00	100%	630,986,494.79	100%	47.66%
	768,472,758.70	82.48%	537,013,951.96	85.11%	43.10%

	39,974,061.15	30,605,300.69	23.44%	108.01%	92.73%	6.08%
--	---------------	---------------	--------	---------	--------	-------

1

✓

3

✓

			2018	2017	
			44.4	27.93	58.97%
			44.81	27.77	61.36%
			2.32	1.86	24.73%
			12.53	10.47	19.68%
			12.57	10.44	20.40%
			0.41	0.39	5.13%
			46.48	28.3	64.24%

30%

✓

58.97%

61.36%

64.24%

4

✓

5

		156,482,177.89	100.00%	89,560,310.98	100.00%	74.72%
		211,770.80	100.00%			100.00%

6

√ □

2018 7 11

2018 7 12

2018 8 13

7

□ √

8

	295,024,476.66
	31.67%
	0.00%

5

1		118,698,790.43	12.74%
2		78,164,905.32	8.39%
3		49,954,021.23	5.36%
4		24,935,197.60	2.68%
5		23,271,562.08	2.50%
	--	295,024,476.66	31.67%

√ □

5%

	336,177,084.78
	64.94%
	0.00%

5

1		275,110,364.35	53.15%
2		16,772,134.84	3.24%
3		16,567,674.51	3.20%
4		14,968,761.92	2.89%
5		12,758,149.16	2.46%
	--	336,177,084.78	64.94%

√ □

15,648

30.23%

5%

3

	2018	2017		
	68,255,930.60	42,564,401.22	60.36%	
	82,010,487.86	42,696,450.38	92.08%	2017
	-11,041,831.31	-16,226,928.76	31.95%	
	16,271,225.20	1,545,381.75	952.89%	

4

√ □

	2018	2017	
	54	39	38.46%
	12.11%	12.42%	-0.31%
	28,968,842.43	21,044,821.33	37.65%
	3.11%	3.34%	-0.23%
	0.00	0.00	0.00%
	0.00%	0.00%	0.00%

✓

✓

5

2018

√ □

	6,637,322.82	7.45%		
	12,392,955.53	13.91%		
	1,348,666.43	1.51%		
	1,639,221.75	1.84%		

1

	2018		2017			
	267,605,288.50	18.84%	475,510,495.03	38.06%	-19.22%	
	476,440,520.74	33.54%	340,099,217.29	27.22%	6.32%	
	49,191,515.78	3.46%	40,361,994.45	3.23%	0.23%	
	87,703,799.91	6.17%	84,471,965.72	6.76%	-0.59%	
	21,970,323.32	1.55%	1,890,073.05	0.15%	1.40%	
	80,000,000.00	5.63%			5.63%	

2

□ √

3

2018

31,281,305.14

1

√ □

93,025,631.47	32,149,230.50	189.36%

2

√ □

	;		11,400,000.00	19.00%			3						2017 11 27	2017-112
	;		15,043,438.49	65.00%									2018 03 24	2018-015
			3,741,231.44	65.00%									2018 03 24	2018-015
			3,965,330.07	65.00%									2018 03 24	2018-015
			10,000,000.00	100.00%									2018 07 12	2018-054

2018

			10,000,000.00	100.00%									2018 07 14	2018-055	
			0.00	100.00%									2018 09 04	2018-071	
	--	--	54,150,000.00	--	--	--	--	--	--	0.00	0.00	--	--	--	

3

√ □

				18,105,104.18	19,302,038.48		48.49%	0.00	0.00			
				4,913,739.79	5,123,954.01		98.96%	0.00	0.00			
	--	--	--	23,018,843.97	24,425,992.49	--	--	0.00	0.00	--	--	--

4

□ √

5

√ □

1

√ □

2016		39,259.85	3,602.17	20,590.68	11,168.35	20,182.35	51.41%	20,444.74			0

	--	39,259.85	3,602.17	20,590.68	11,168.35	20,182.35	51.41%	20,444.74	--	0
“ 2016 1709 ”										
A	2,000			22.46						449,200,000.00
	56,601,500.00				392,598,500.00					
“ 2016 G14000190405 ”										
(2018 12 31	
						20,444.74				

2

√ □

	()		(1)		(2)	(3) (2)/(1)				
20		10,068	2,041.1	106.61	2,041.1	100.00%				
		2,004	2,004	1,396.44	1,418.05	70.76%				
			16,204.13	2,099.13	2,099.13	12.95%				
3		9,014								
5.5		3,180	38.55		38.55	100.00%				
		14,993.85	14,993.85		14,993.85	100.00%				
			3,978.22							
	--	39,259.85	39,259.85	3,602.18	20,590.68	--	--		--	--
	--	39,259.85	39,259.85	3,602.18	20,590.68	--	--	0	--	--

1	2
	3 4 “ 20 ” 5.5 60%
	2017 11 24 2017 “ 3 ” 2017 11 24 “ 3 ” 2018 3 23 2018 “ 20 ” 5.5 60% 16,204.13 2018 3 23 2018 4 60% 9,275.00 2019 4 65% 2019 4 22
	2017 4 27 20 10,068.00 2,004.00

	5.5	2017 4 27	
	2016 9 13		
	2016 8 31	13,811,095.49	
		2016 G14000190416	“
			”
	2018 6 29		
			4
		2018 7 2	12
	2018 8 17		
	6		
		3	3
		12	
	2018 9 14	2018	
	2018 12 31	20,444.74	(
)

3

√ □

		(1)		(2)	(3)=(2)/(1)				
	20	2,004	1,396.44	1,418.05	70.76%				
20	20	2,041.1	106.61	2,041.1	100.00%				
	3	3,978.22							
	20 / 5.5 / --	16,204.13	2,099.13	2,099.13	12.95%				
	--	24,227.45	3,602.18	5,558.28	--	--	0	--	--
()			2018 3 23				2018		
							“ 20		”
			” “				5.5		
			60%				16,204.13		
							2018-015		
()									

--	--

1

2

10%

			25,000,000.00	190,308,567.68	139,792,106.24	138,708,999.94	17,247,655.46	13,775,843.14
			30,000,000.00	115,719,028.31	35,137,994.36	162,545,672.72	5,280,656.68	3,960,492.51

□ √

“ ”

2019

1

IPO

2

“ ”

1

2

3

“ ”

4

1

2

24,731.03	36,030.56	50,494.41		48.38%	48.81%	46.72%
	24.28%	28.84%	35.55%			
			11,184.05	22,033.23	32,558.51	

2018

2018 12 31

3

4

5

/

1

√ □

--	--	--	--

2018 08 30			2018 8 31
2018 09 10			2018 9 10
2018 09 28			2018 9 28
2018 10 12			2018 10 15
2018 11 05			2018 11 6
2018 11 06			2018 11 7
2018 11 07			2018 11 8
2018 11 15			2018 11 15
2018 11 16			2018 11 16
2018 12 20			2018 12 21

√ □

2018 5 18 2017 2017 2017 12 31 125,039,500
 10 2.00

3

1 2016

2017 4 20 2016 2016
 2016 12 31 8,000 10 3.00 10

5

2 2017

2018 5 18 2017 2017 2017 12 31 125,039,500
 10 2

3 2018

2018 4 29 2018 120,000,000
 10 2 24,000,000.00

2018	24,000,000.00	68,311,444.07	35.13%	0.00	0.00%	24,000,000.00	35.13%

2017	24,000,000.00	80,644,916.00	29.76%	0.00	0.00%	24,000,000.00	29.76%
2016							

1

√ □

										2016 08 23 36	
			1		6		20		6	2	2016 08 23 24
			1		6		20		6	2	2016 08 23

			3	25%	50%				
			1	6	20	6	2	2019 08 23	24
					25%	3		2019 08 23	
			1			2		2017 08 23	
			1				2	2017 08 23	40

			4		<			
					>	5		
							2016 08 23	
							2016 08 23	
					/			
	IPO		2014		1	1 2	2016 08 23	36
			3					20
						2		

			5	A.		
				15% B.		
				C.		
					2016 08 23	
			1	2		
				”	“	
			2		1	2016 08 23

			3	4			
			“1	2	”	2016 08 23	
			1	2	3	2016 08 23	
				4	5	6	7

2

□ √

□ √

√ □

“ ” 2018

1

2018

2018 4

“ ”

60%

2018

2

1

2

√ □

2018 6

2018

2018 15

“ ” “ ” “ ” “ ” “ ” “ ” “ ” “ ”

□ √

□ √

□ √

□ √

√ □

√ □

2017 5 21 <2017 > 2017

2017-056

2017 5 21 <2017 >

>

2017-057

2017 5 26 2017 6 5
2017 6 28

2017
2017-075

2017 7 3 2017 <2017 >
<2017 >

2017

2017-077

2017 7 11 2017

2017 9 25	2017		2017-080	2017-081
120,000,000	125,039,500		2017 9 28	
2017 11 24			2017-101	
			<	>
2017-109	2017-115			
2018 1 27				
120,000,000	125,039,500		2018-006	
2018 6 29			2017	
			2018-046	2018-048
2018 8 17			<2018	>
	<2018			2018
	2018-057			
2018 8 21	2018 8 30	2018		
2018 8 28	2017			2018 8
30	125,039,500	126,383,900		2018-067
2018 9 3			<	>
2018-069				
2018 9 7		2017		
		2017		
			2018-074	
2018 9 9		2018		2018
				2018-075
2018 9 14	2018		<2018	>
	<2018			
			>	
2018				2018-077
2018 10 26			2018	
2017				
<				>
	2018-092	2018-093		
2018 11 20	2018		2018	
2017				2018
	2017			
	2018-097			
2019 1 29			2017	
		2019-012		
2019 2 27			<2019	>
	<2019			2019
			>	
	2019-016			
2019 3 1	2019 3 12	2019		
2019 3 13				

125,039,500	120,000,000		2019-022
2019 3 23	2019		2019
			2019-023
2019 3 27	2019	<2019	>
	<2019	>	
2019			2019-028
2019 3 27		2019	
2019			
	2019-032	2019-033	

1

√

2

√

3

√

4

√

5

√

1

1

√

2

√

3

√

3,451.16 2017 5 16 2020 5 15 30 /

1,100 2014 5 8 2019 4 30 15 / 16,500 2015 5 1

6% 6 174 2015 7 1 2019 4 30 2,400

2018 5 1 6% 2014 5 1 2019 4 30 2,000

31 30,000 160.35 2017 6 1 2019 5

190.47

2018 7 22 2021 7 21 21 /

124 2018 8 1 2019 7 31 4.91 / 2018 6 1

2020 5 31 3.9 /

10%

√

10%

2

√

1

	2017 04 28	10,000	2017 12 01	2,833.39		2017 11 27 2021 5 7		
	2017 12 02	2,000						
	2018 07 02	2,000	2018 11 13	120		2018 11 14 2022 6 13		
B1		2,000		B2		6,756.5		
B3		14,000		B4		2,953.39		
A1+B1+C1		2,000		A2+B2+C2		6,756.5		
A3+B3+C3		14,000		A4+B4+C4		2,953.39		
A4+B4+C4				2.85%				

2

□ √

3

1

√ □

		15,000	0
			0

		21,400	0	0
		36,400	0	0

√ □

			2,000	2018 01 05	2018 02 05			3.20%		5.44					2018-004
			10,000	2018 01 05	2018 04 09			4.25%		109.45					2018-004
			7,500	2018 01 05	2018 06 28			4.25%		151.95					2018-004
			10,000	2018 01 05	2018 06 29			4.25%		203.77					2018-004
			5,000	2018 01 05	2018 06 29			4.25%		101.88					2018-004
			1,900	2018 01 05	2018 03 15			3.85%		13.83					2018-004
			2,000	2018 02 08	2018 03 12			3.10%		5.44					2018-007

			1,900	2018 03 20	2018 06 28			4.00%			20.82				2018-012
			10,000	2018 04 11	2018 06 28			4.00%			85.48				2018-019
			2,000	2018 07 04	2018 08 06			4.10%			7.41				2018-053
			9,600	2018 07 04	2018 09 27			4.40%			98.37				2018-053
			5,000	2018 07 04	2018 09 28			4.40%			51.84				2018-053
			9,000	2018 07 04	2018 10 08			4.40%			104.15				2018-053
			2,000	2018 08 24	2018 11 22			4.10%			20.22				2018-066
			4,000	2018 08 24	2018 09 14			3.20%			7.36				2018-066
			9,600	2018 09 28	2018 12 28			3.96%			94.78				2018-081

			3,000	2018 09 28	2018 11 07			3.50%			11.51					2018-081
			3,000	2018 09 28	2018 11 28			3.63%			18.20					2018-081
			9,000	2018 10 10	2018 12 28			3.84%			74.80					2018-084
			900	2018 10 19	2018 11 19			2.82%			2.16					
			700	2018 10 18	2018 11 30			3.20%			2.64					
			900	2018 11 23	2018 12 24			2.59%			1.98					2018-100
			109,000	--	--	--	--	--	0	0	--	0	--	--	--	--

□ √

2

□ √

4

□ √

1

2

3

√ □

2018 1 2

2018-003

2018 1 25

“ ” “ ”

2018-006

2018 3 23

60%

2018 5 21

2018 6 29

2018 6 29

2018 7 11

2018 7 12

2018 8 13

2018 8 17

<2018

2018 9 7

2018 9 29

2018 10 26

2018 10 26

2017

< >

2018 11 20

2019 4 22

2018

2018-015 2018-020

2018 4

2018-033

2017

2018-046 2018-048

2,000

2018-051

2018-054

2018-055

2018-071

<2018 >

2018

2018-057

2017

2017

2018-074

2018-082

2018-090

2018

2018-092 2018-093

2018-099

2019-043

√ □
2018 12 10
(“ ”)

2018-102

1

	64,882,825	51.89%	1,344,400			-626,100	718,300	65,601,125	51.91%
3	64,564,825	51.63%	1,044,400			-626,100	418,300	64,983,125	51.42%
	64,564,825	51.63%	1,044,400			-626,100		64,983,125	51.42%
4	318,000	0.25%	300,000				300,000	618,000	0.49%
	318,000	0.25%	300,000				300,000	618,000	0.49%
	60,156,675	48.11%				626,100	626,100	60,782,775	48.09%
1	60,156,675	48.11%				626,100	626,100	60,782,775	48.09%
	125,039,500	100.00%	1,344,400			0	1,344,400	126,383,900	100.00%

√ □
 2017 113 1,350,000
 4 1,350,000
 1,344,400 2017 125,039,500 126,383,900

√ □
 2018 6 29
 2017 113 1,350,000
 4
 1,350,000 1,344,400 109 1,344,400

√ □
 2018 8 29 2017 2018-067
 109 1,344,400 2018 8 30

□ √

□ √

√ □

8.28

8.20

0.97%

□ √

2

√ □

	57,433,050	0	0	57,433,050		2019 8 23
	1,818,900	454,725	0	1,364,175		
	1,241,625	0	0	1,241,625	;	
	913,000	0	0	913,000		
	745,000	0	0	745,000		
	616,500	0	0	616,500		
ZHANG XIAOFU)	304,500	0	300,000	604,500		
	587,400	0	0	587,400	;	
	94,500	73,875	308,800	329,425	;	
	12,000	0	152,400	164,400		
-	1,018,850	0	583,200	1,602,050		
-	97,500	97,500	0	0		2018 3 14
	64,882,825	626,100	1,344,400	65,601,125	--	--

1

2

	2017		2017
	109	1,344,400	
125,039,500	126,383,900		15,205,164.00
	1,344,400	13,860,764.00	

3

1

	18,159		16,103		8		0		8		0
5% 10											

		0.82%	1,041,900	-15,000	913,000	128,900		
		0.65%	823,750	0	745,000	78,750		
		0.54%	680,000	-6,500	616,500	63,500		
		0.50%	628,650	0	587,400	41,250		165,000
ZHANG XIAOFU)		0.48%	604,500	300,000	604,500	0		
10	3							
10	10		10		10		10	
10	4							

10 10

□ √

10 10


2

□ √

3

10			

□ √



4 **10%**

	/			
		1992 11 05	104,020.79	

5

□ √

				55	2010 09 06	2020 01 19	57,433,050				57,433,050
				39	2010 09 06	2020 01 19	1,333,500				1,333,500
ZHAN GXIAOF U				55	2013 09 06	2020 01 19	304,500			300,000	604,500
				55	2012 09 15	2020 01 19					
				32	2018 04 09	2020 01 19					
				63	2017 01 20	2020 01 19					
				54	2017 01 20	2020 01 19					
				46	2018 09 14	2020 01 19					
				59	2018 06 22	2020 01 19					
				40	2010 09 06	2020 01 19					

				2018 34 06 22	2020 01 19					
				2013 44 09 06	2020 01 19	628,650				628,650
				2019 38 01 05	2020 01 19	40,500				40,500
				2019 38 01 20	2020 01 19	37,500			4,020	41,520
				2017 44 04 20	2018 11 20					
				2012 57 09 15	2018 09 14					
				2019 38 02 25	2019 03 27					
				2011 56 07 17	2018 06 22	122,000			308,800	430,800
				2010 47 09 06	2018 04 09					
	--	--	--	--	--	59,899,700	0	0	612,820	60,512,520

√ □

						2018 04 09				
						2018 06 22				
						2018 09 14				
						2018 11 20				
						2018 12 28				

			2019 01 17	
			2019 03 27	

- 1 1964 “2011
”
2005
- 2 1964 EMBA
- 3 1980
2006
- 4 ZHANG XIAOFU 1964 1992 4 -1999 12
2000
- 1 -2003 12 , (Universite de Sherbrooke)
2004 1 2012 11 Ruetgers Group Ruetgers Polymers
Ltd.
100% -
- 5 1987
Meritigroup Inc (
- 6 1956
- 7 1965
- 8 1973
- 1 1960
- 2 1979
- 3 1985 2015

1 “ ”
 2 “ ”
 3 “ ”

4 1975
 TCL () 2010 6 2012 7
 2012 8 2018 12 28 2016 9 13 2019 1 17

2012 8

5 1981

6 1981 2012 10

IPO

2015 12

√

√

			2017 03 20		
			2014 05 30		
			2018 07 12		

			2017 08 14		
			2018 05 25		
			2015 06 11	2019 03 12	
			2016 06 18		
			2015 05 30		

□ √

				55		90.32
				39		74.7
ZHANG XIAOFU				55		60.48

			55		49.27	
			32		0	
			63		0	
			54		6	
			46		1.75	
			59		0	
			40		23.16	
			34		6.98	
			44		63.29	
			38		33.3	
			38		35.86	
			44		0	
			57		4.5	
			56		37.89	
			47		0	
	--	--	--	--	487.5	--

√ □

					/				/	
ZHAN GXIAOF U						304,500		300,000	11.31	604,500
						37,500		4,020	11.31	41,520
	--	0	0	--	--	342,000	0	304,020	--	646,020

1

	254
	446
	446
	0

4

□ √

“ ”

□ √

□ √

1

2018		61.28%	2018 04 09	2018 04 10	www.cninfo.com. cn 2018

						2018-018
2017		65.97%	2018 05 18	2018 05 19		www.cninfo.com. cn 2017 2018-032
2018		60.49%	2018 06 22	2018 06 23		www.cninfo.com. cn 2018 2018-042
2018		58.79%	2018 09 14	2018 09 15		www.cninfo.com. cn 2018 2018-077
2018		58.79%	2018 11 20	2018 11 21		www.cninfo.com. cn 2018 2018-097

2

□ √

1

	9	0	9	0	0		1
	9	0	9	0	0		3

	1	0	1	0	0		0
	8	0	8	0	0		3

2

√

3

√

3

3

3

3

□ √

1

□ √

2

	2019 04 30	
	2018 www.cninfo.com.cn	
		94.79%
		96.50%
	“ ”	A
B		C
		D
		E

	<p>“ ” A</p> <p>B C</p> <p>D</p> <p>E</p> <p>F</p> <p>G “ ”</p>	
	<p>1 : 1</p> <p>5% : ≥ 2%≤</p> <p>< 5%</p> <p>: < 2% 2</p> <p>: ≥ 5%;</p> <p>: 2%≤ <</p> <p>< 5% :</p> <p>< 1% 3</p> <p>: :</p> <p>≥ 20%</p> <p>10%≤ <</p> <p>20% :</p> <p>10%</p>	<p>1 ≥</p> <p>5% 2%≤ <</p> <p>5% <</p> <p>2% 2</p> <p>≥ 5%</p> <p>2%≤ <</p> <p>5% 2% 3</p> <p>≥ 20%</p> <p>10%≤</p> <p>< 20%</p> <p>< 10%</p>
		0
		0
		0
		0

	2019 04 29
	[2019]G18034130026

“ ” 2018 12 31

2018 2018 12 31

2018 “ ”

2018 4 “ ”

60% 2018

1. 2018 93,173.51 47.66%

“ ”24 “ ”25

2.

1.
2018 12 31 50,494.41 35.55%
2,850.36

“ ”11 “

”2

2.

2018

1

2

3

4

5

6

0

1

2018 12 31

	267,605,288.50	475,510,495.03
	802,025,619.44	560,431,514.72
	325,585,098.70	220,332,297.43
	476,440,520.74	340,099,217.29

	17,317,592.40	6,621,021.47
	112,160,769.75	40,258,059.29
	1,150,133.65	624,391.63
	49,191,515.78	40,361,994.45
	1,393,933.15	510,273.14
	1,249,694,719.02	1,123,693,358.10
	34,150,000.00	11,758,745.91
	87,703,799.91	84,471,965.72
	21,970,323.32	1,890,073.05
	20,221,167.38	20,670,270.75
	6,097,365.68	6,412,237.94
	569,940.00	325,019.00
	170,712,596.29	125,528,312.37
	1,420,407,315.31	1,249,221,670.47
	80,000,000.00	

	269,332,312.79	177,274,453.24
	3,457,389.75	2,152,192.47
	10,730,195.03	6,437,247.96
	12,867,433.77	9,389,915.43
	7,676,010.73	98,979,719.19
	162,545.00	
	384,063,342.07	294,233,528.29
	510,714.27	667,857.13

	510,714.27	667,857.13
	384,574,056.34	294,901,385.42
	126,383,900.00	125,039,500.00
	545,308,622.21	494,246,328.36
	108,183,939.00	92,978,775.00
	41,771,884.54	37,089,167.91
	430,552,791.22	390,924,063.78
	1,035,833,258.97	954,320,285.05
	1,035,833,258.97	954,320,285.05
	1,420,407,315.31	1,249,221,670.47

2

	233,174,352.00	396,518,910.11
	662,749,223.01	460,528,196.86
	197,972,193.25	158,139,601.34
	464,777,029.76	302,388,595.52
	13,858,341.58	5,465,430.93
	264,794,539.37	102,739,660.73
	1,150,133.65	624,391.63

	30,586,867.86	31,391,629.32
	1,205,163,323.82	996,643,827.95
	22,750,000.00	11,758,745.91
	161,749,700.73	135,306,548.46
	34,987,994.71	36,336,696.15
	17,128,759.32	803,914.28
	8,773,984.83	8,932,590.16
	4,054,932.81	4,999,811.64
	552,000.00	
	249,997,372.40	198,138,306.60
	1,455,160,696.22	1,194,782,134.55
	80,000,000.00	
	280,301,994.82	223,919,402.01
	1,141,975.35	2,002,713.27
	6,671,688.40	3,670,001.14
	8,960,140.30	6,775,576.76
	170,404,898.10	110,940,611.35

	162,545.00	
	547,480,696.97	347,308,304.53
	547,480,696.97	347,308,304.53
	126,383,900.00	125,039,500.00
	545,308,622.21	494,068,855.30
	108,183,939.00	92,978,775.00
	41,771,884.54	37,089,167.91
	302,399,531.50	284,255,081.81
	907,679,999.25	847,473,830.02
	1,455,160,696.22	1,194,782,134.55

3

	931,735,127.00	630,986,494.79
	931,735,127.00	630,986,494.79
	851,457,831.10	543,059,271.19
	678,228,601.47	462,252,015.72
	5,340,461.75	4,041,850.89
	68,255,930.60	42,564,401.22
	82,010,487.86	42,696,450.38
	16,271,225.20	1,545,381.75
	-11,041,831.31	-16,226,928.76
	457,330.00	
	-11,548,185.23	-16,501,934.52
	12,392,955.53	6,186,099.99
	2,144,942.86	1,366,342.86
“ ”	6,637,322.82	
“ ”		
“ ”		
“ ”	329,805.25	-89,064.19

“ ”	89,389,366.83	89,204,502.27
	1,348,666.43	9,371,499.57
	1,639,221.75	2,955,825.40
“ ”	89,098,811.51	95,620,176.44
	20,787,367.44	14,975,260.44
“ ”	68,311,444.07	80,644,916.00
“ ”	68,311,444.07	80,644,916.00
“ ”		
	68,311,444.07	80,644,916.00
1.		
2.		
1.		
2.		
3.		
4.		
5.		
6.		

	68,311,444.07	80,644,916.00
	68,311,444.07	80,644,916.00
	0.57	0.67
	0.57	0.67

4

	614,325,753.97	496,035,644.83
	436,550,052.88	367,147,720.33
	3,244,827.53	2,596,673.25
	51,262,537.54	35,147,629.87
	61,018,292.88	32,254,632.51
	11,723,174.22	
	-10,576,241.62	-15,997,749.60
	457,330.00	
	-11,262,905.63	-16,251,300.69
	7,834,857.61	4,896,895.37
	1,587,800.00	1,209,200.00
“ ”	6,615,891.23	
“ ”		
“ ”	227,612.65	241,588.49
“ ”	61,699,556.81	71,440,631.59
	1,170,081.49	8,997,832.07
	1,380,237.29	2,904,929.09

“ ”	61,489,401.01	77,533,534.57
	14,662,234.69	11,767,051.18
“ ”	46,827,166.32	65,766,483.39
“ ”	46,827,166.32	65,766,483.39
“ ”		

	680,278,496.31	363,308,776.27
	19,119,381.22	28,699,265.75
	699,397,877.53	392,008,042.02
	555,759,069.77	317,361,175.69
	54,133,747.53	40,518,215.65
	60,810,662.21	45,418,097.70
	68,414,052.90	41,862,384.34
	739,117,532.41	445,159,873.38
	-39,719,654.88	-53,151,831.36
	10,000,000.00	
	6,637,322.82	
	699,634.67	742,870.11

	1,110,000,000.00	316,800,000.00
	1,127,336,957.49	317,542,870.11
	41,389,745.90	21,621,675.91
	32,391,254.09	11,758,745.91
	1,184,807,249.15	35,171,277.41
	1,258,588,249.14	68,551,699.23
	-131,251,291.65	248,991,170.88
	15,205,164.00	92,978,775.00
	80,000,000.00	
		9,166,309.63
	95,205,164.00	102,145,084.63

	457,528,448.56	305,042,890.91
	74,739,956.29	27,914,054.35
	532,268,404.85	332,956,945.26
	398,280,756.06	237,497,325.82
	27,911,150.34	23,354,730.14
	42,226,216.69	31,992,155.57
	67,004,278.16	101,354,249.74
	535,422,401.25	394,198,461.27
	-3,153,996.40	-61,241,516.01
	10,000,000.00	
	6,615,891.23	
	528,418.88	539,880.35
	1,092,000,000.00	316,800,000.00
	1,109,144,310.11	317,339,880.35
	24,602,108.58	8,752,062.92
	40,991,254.09	71,758,745.91
	1,166,807,249.15	35,171,277.41
	1,232,400,611.82	115,682,086.24
	-123,256,301.71	201,657,794.11
	15,205,164.00	92,978,775.00
	80,000,000.00	
		9,166,309.63

	95,205,164.00	102,145,084.63
	24,294,785.00	24,000,000.00
	116,337,807.65	
	140,632,592.65	24,000,000.00
	-45,427,428.65	78,145,084.63
	-171,837,726.76	218,561,362.73
	385,064,328.26	166,502,965.53
	213,226,601.50	385,064,328.26

	125,039,500.00			494,246,328.36	92,978,775.00			37,089,167.91		390,924,063.78		954,320,285.05
	125,039,500.00			494,246,328.36	92,978,775.00			37,089,167.91		390,924,063.78		954,320,285.05
“ ”	1,344,400.00			51,062,293.85	15,205,164.00			4,682,716.63		39,628,727.44		81,512,973.92
										68,311,444.07		68,311,444.07
	1,344,400.00			52,028,175.78	15,205,164.00							38,167,411.78
1	1,344,400.00			13,860,764.00	15,205,164.00							
2												
3				38,167,411.78								38,167,411.78
4												

									4,682,716.63		-28,682,716.63		-24,000,000.00
1									4,682,716.63		-4,682,716.63		
2													
3											-24,000,000.00		-24,000,000.00
4													
1													
2													
3													
4													
5													
1													
2													
					-965,881.93								-965,881.93
	126,383,900.00				545,308,622.21	108,183,939.00			41,771,884.54		430,552,791.22		1,035,833,258.97

	80,000,000.00			434,563,736.67				30,512,519.57		340,855,796.12		885,932,052.36
	80,000,000.00			434,563,736.67				30,512,519.57		340,855,796.12		885,932,052.36
“ ”	45,039,500.00			59,682,591.69	92,978,775.00			6,576,648.34		50,068,267.66		68,388,232.69
										80,644,916.00		80,644,916.00
	5,039,500.00			98,716,709.76	92,978,775.00							10,777,434.76
1	5,039,500.00			87,939,275.00	92,978,775.00							
2												
3				10,777,434.76								10,777,434.76
4												
								6,576,648.34		-30,576,648.34		-24,000,000.00
1								6,576,648.34		-6,576,648.34		
2												
3										-24,000,000.00		-24,000,000.00
4												
	40,000,000.00			-40,000,000.00								
1	40,000,000.00			-40,000,000.00								
2												
3												

4												
5												
1												
2												
					965,881.93							965,881.93
	125,039,500.00				494,246,328.36	92,978,775.00			37,089,167.91		390,924,063.78	954,320,285.05

8

	125,039,500.00				494,068,855.30	92,978,775.00			37,089,167.91	284,255,081.81		847,473,830.02
	125,039,500.00				494,068,855.30	92,978,775.00			37,089,167.91	284,255,081.81		847,473,830.02
“ ”	1,344,400.00				51,239,766.91	15,205,164.00			4,682,716.63	18,144,449.69		60,206,169.23
										46,827,166.32		46,827,166.32
	1,344,400.00				52,028,175.78	15,205,164.00						38,167,411.78

1	1,344,400.00				13,860,764.00	15,205,164.00					
2											
3					38,167,411.78						38,167,411.78
4											
									4,682,716.63	-28,682,716.63	-24,000,000.00
1									4,682,716.63	-4,682,716.63	
2										-24,000,000.00	-24,000,000.00
3											
1											
2											
3											
4											
5											
1											
2											
					-788,408.87						-788,408.87
	126,383,900.00				545,308,622.21	108,183,939.00			41,771,884.54	302,399,531.50	907,679,999.25

1											
2											
					788,408.87						788,408.87
	125,039,500.00				494,068,855.30	92,978,775.00			37,089,167.91	284,255,081.81	847,473,830.02

		“ ”			2005 3 31	
			4413222001144		600	
540	90%	60		10%		
2007 1 25		“ ”	2007 97 ”			
		600	450		75%	
150	25%					
2007 10 22		“ ”	2007 308 ”			
			441300400010171			
2008 3 24		“ ”	2008 067 ”		2,600	
			3,200			
2009 8 5		“ ”	2009 316 ”			
16.25%						2,680
	83.75%		520		16.25%	
2009 9 2		“ ”	2009 362 ”		800	
					4,000	
	2,680		67%		520	
13%		800		20%		
2010 7 16		“ ”	2010 225 ”			
	5,250		3,517.5		67%	
	682.5		13%		1,050	
20%						
2010 12 23		“ ”	2010 447 ”		750	
				150	600	
6,000		3,517.5		58.62%		
682.5	11.38%		1,200		20%	
	600		10%			
2011 12 26		“ ”	2011 572 ”			
3,517.5			3,517.5		58.62%	
	682.5		11.38%		1,200	
20%		600		10%		
2012 2 28					682.5	
	3,894.87		64.91%		1,200	
20%		600		10%		305.13
	5.09%					
2012 9 15			66			
			3,828.87		63.81%	
	1,200		20%		600	
	10%	371.13		6.19%		
	“ ”	[2016]1709 ”	2016 8		A 2,000	
		2016			12,000	
2017		80		5,039,500		12,503.95

2018 6 109 1,344,400
12,638.39
126,383,900.00

2018 12 31 2019 4 29

“ ” “ ”

1

“ ”

15 - 2014

2

12

1 34

1

2

1 1 12 31

3

12

4

5

—

—

6

—

—

—

—

33

—

—

—

“ ”

“ ”

—
——

——

7

—
—
——
——
——
——
——
——
——
——
——

8

3 ———

9

—
——
——
——
——
——

“ — ”

——
——
——

“ ”

“ ”

10

——

13 ——

14 ——

11**1**

	10%

2

√ □

1	1	5.00%
1	2	10.00%
2	3	30.00%
3		100.00%

		0.00%
		0.00%

3

12

—

—

—

—

13

(1)

(2)

14

—

—

—

—

—

1

2

—

—

—

—

15

16

1

2

		20	5%-10%	4.5%-4.75%
		10	0-10%	9%-10%
		4-5	5%-10%	18%-23.75%
		3-5	5%-10%	18%-31.67%
		3-5	5%-10%	18%-31.67%

3

17

—

—

3

18

—

—

—

3

19

20

21

1

—

—

—

—

—

—

—

—

类别	预计使用寿命
土地使用权	45-50年
软件	10年
技术使用权	5-10年

—

2

—

22

23

24

1

2

3

4

25

—
—

26

—
——
—
——
——
—
——

—
—
—

—

—
—

—
—

—

—

27

28

—

“ ”

—

—

—

—

29

1

—

—

2

—

—

—

30

/

—

—

—

—

—

—

—

—

—

2

项目	调整前	调整金额	调整后
应收票据	325,585,098.70	-325,585,098.70	0.00
应收账款	476,440,520.74	-476,440,520.74	0.00
应收票据及应收账款	0.00	802,025,619.44	802,025,619.44
工程物资	0.00	0.00	0.00
在建工程	21,970,323.32	0.00	21,970,323.32
应付票据	0.00	0.00	0.00
应付账款	0.00	0.00	0.00
应付票据及应付账款	0.00	0.00	0.00
管理费用	0.00	0.00	0.00
研发费用	0.00	0.00	0.00

项目	调整前	调整金额	调整后
应收票据	197,972,193.25	-197,972,193.25	0.00
应收账款	464,777,029.76	-464,777,029.76	0.00
应收票据及应收账款	0.00	662,749,223.01	662,749,223.01
工程物资	0.00	0.00	0.00
在建工程	17,128,759.32	0.00	17,128,759.32
应付票据	208,001,230.30	-208,001,230.30	0.00
应付账款	72,300,764.52	-72,300,764.52	0.00
应付票据及应付账款	0.00	280,301,994.82	280,301,994.82
管理费用	72,741,467.10	-11,723,174.22	61,018,292.88
研发费用	0.00	11,723,174.22	11,723,174.22

2

□ √

34

1

	17% 2018 5 1 16%	17% 2018 5 1 16% 11% 2018 5 1 10%
		7% 5%
		15% 25%

	15%
	15%
	25%
	25%
	25%
	25%
	25%
	25%
	25%
	25%
	25%

2

— 2018 2019 85
 — 2018 1 1 15%
 — 2018 2018 366
 — 2018 1 1 15%

2015

119

116

3

1

	492,396.12	744,267.26
	235,831,587.24	463,311,645.92
	31,281,305.14	11,454,581.85
	267,605,288.50	475,510,495.03

— 207,905,206.53 43.72%

— 31,242,659.14 38,646.00

— 2018 12 31

2

--	--	--

3

□ √

4

	325,585,098.70	220,332,297.43
	476,440,520.74	340,099,217.29
	802,025,619.44	560,431,514.72

1

1)

	52,352,309.86	63,063,300.99
	273,232,788.84	157,268,996.44
	325,585,098.70	220,332,297.43

2)

--	--

3)

	125,406,611.07	
	125,406,611.07	

4)

	1,000,000.00
	1,000,000.00
	2,000,000.00

1 5% 5%

2

1)

	503,910, 278.19	99.80%	27,469,7 57.45	5.45%	476,440,5 20.74	359,271 ,729.85	99.71%	19,172,51 2.56	5.34%	340,099,21 7.29
	1,033,82 2.35	0.20%	1,033,82 2.35	100.00%	0.00	1,033,8 22.35	0.29%	1,033,822 .35	100.00%	
	504,944, 100.54	100.00%	28,503,5 79.80	5.64%	476,440,5 20.74	360,305 ,552.20	100.00%	20,206,33 4.91	5.61%	340,099,21 7.29

□ √

√ □

1			
1	481,633,811.49	24,081,690.58	5.00%
1 2	20,758,398.98	2,075,839.90	10.00%
2 3	294,058.22	88,217.47	30.00%
3	1,224,009.50	1,224,009.50	100.00%
	503,910,278.19	27,469,757.45	5.45%

1 144,638,548.34 40.14%

□ √

2)

8,297,244.89 0.00

--	--	--

3)

--	--

--	--	--	--	--	--

1

4)

2018 12 31 119,047,833.43
23.59%

单位名称	与本公司关系	金额	账龄	比例(%)	坏账准备期末余额
第一名	非关联方	40,628,955.15	1年以内	8.05	2,031,447.76
		300,146.61	1-2年	0.06	30,014.66
第二名	非关联方	19,107,692.60	1年以内	3.78	955,384.63
		5,937,982.99	1-2年	1.18	593,798.30
第三名	非关联方	22,918,621.00	1年以内	4.54	1,145,931.05
		806,767.39	1-2年	0.16	80,676.74
第四名	非关联方	15,982,617.27	1年以内	3.17	799,130.86
第五名	非关联方	13,365,050.42	1年以内	2.65	668,252.52
合计		119,047,833.43		23.59	6,304,636.52

5)

6)

5% 5%

5

1

1	17,294,926.41	99.87%	6,531,316.33	98.65%
1 2	22,128.97	0.13%	88,955.14	1.34%
2 3	537.02		750.00	0.01%
	17,317,592.40	--	6,621,021.47	--

1

1 10,696,570.93 161.55%

2

2018 12 31 13,598,265.70 78.52%

单位名称	与本公司关系	金额	账龄	未结算原因
第一名	非关联方	9,908,315.51	1年以内	预付采购款
第二名	非关联方	1,086,506.23	1年以内	预付采购款
第三名	非关联方	918,400.33	1年以内	预付采购款
第四名	非关联方	872,231.22	1年以内	预付充值款
第五名	非关联方	812,812.41	1年以内	预付采购款
合计		13,598,265.70		

5% 5%

6

	1,150,133.65	624,391.63
	111,010,636.10	39,633,667.66
	112,160,769.75	40,258,059.29

1

1)

	1,150,133.65	624,391.63
	1,150,133.65	624,391.63

2)

--	--	--	--	--

2

1)

()		
-----	--	--

2) 1

()				
-----	--	--	--	--

3

1)

	117,415,618.24	100.00%	6,404,982.14	5.45%	111,010,636.10	41,942,939.16	100.00%	2,309,271.50	5.51%	39,633,667.66
	117,415,618.24	100.00%	6,404,982.14	5.45%	111,010,636.10	41,942,939.16	100.00%	2,309,271.50	5.51%	39,633,667.66

□ √

√ □

1			
1	114,238,105.87	5,711,905.31	5.00%
1 2	2,254,741.22	225,474.13	10.00%
2 3	650,240.65	195,072.20	30.00%
3	272,530.50	272,530.50	100.00%
	117,415,618.24	6,404,982.14	5.45%

75,472,679.08 179.94%

□ √

□ √

2)

4,095,710.64

0.00

--	--	--

3)

--	--

--	--	--	--	--	--

4)

	109,978,526.56	35,171,277.41
	4,144,780.18	5,649,546.61
	346,449.92	255,326.78
	2,945,861.58	866,788.36
	117,415,618.24	41,942,939.16

5)

		110,038,526.56	1	93.72%	5,501,926.33
		1,135,014.10	1	0.97%	56,750.71
		900,000.00	1-2	0.77%	90,000.00
		500,000.00	1-2	0.43%	50,000.00
		400,000.00	1	0.34%	20,000.00

	--	112,973,540.66	--	96.23%	5,718,677.04
--	----	----------------	----	--------	--------------

6)

--	--	--	--	--

7)

8)

5% 5%

7

1

	26,136,004.04		26,136,004.04	20,105,221.96		20,105,221.96
	2,212,042.21		2,212,042.21	1,184,222.77		1,184,222.77
	20,729,059.03		20,729,059.03	19,041,382.64		19,041,382.64
	114,410.50		114,410.50	31,167.08		31,167.08
	49,191,515.78		49,191,515.78	40,361,994.45		40,361,994.45

4 —

11 —

2

--	--	--	--	--

--	--	--	--	--	--	--

3

4

--	--

8

--	--	--	--	--

9

--	--

	34,150,000.00		34,150,000.00	11,758,745.91		11,758,745.91
	34,150,000.00		34,150,000.00	11,758,745.91		11,758,745.91

2

--	--	--	--	--	--

3

	599,561.72	3,365,768. 35		3,965,330. 07					65.00%	
	921,795.82	14,121,642 .67		15,043,438 .49					65.00%	
	237,388.37	3,503,843. 07		3,741,231. 44					65.00%	
	10,000,000 .00		10,000,000 .00	0.00					0.00%	

5

--	--	--	--	--	--	--

20%

1,000

2018 4

60%

2018

2019 4

9,275.00

65%

2017 12 15

2

3,800

6,400

3,000

200

3,600

3,000

2018 2 27

1,140

2018 12 31

12

1



2

3

14



	87,703,799.91	84,471,965.72
--	---------------	---------------

1

1.	51,143,951.17	57,796,592.62	28,956,410.89	4,130,234.53	1,080,052.56	143,107,241.77
2.	1,501,469.62	3,311,255.70	13,637,995.07	154,667.73	154,844.03	18,760,232.15
1		2,560,828.01	13,637,995.07	154,667.73	154,844.03	16,508,334.84
2	1,501,469.62	750,427.69				2,251,897.31
3						
3.	578,249.67	2,295,489.82	2,732,068.99	119,549.21	10,100.00	5,735,457.69
1	578,249.67	2,295,489.82	2,732,068.99	119,549.21	10,100.00	5,735,457.69
4.	52,067,171.12	58,812,358.50	39,862,336.97	4,165,353.05	1,224,796.59	156,132,016.23
1.	12,672,345.58	25,372,021.32	16,849,853.89	3,156,962.14	584,093.12	58,635,276.05
2.	2,589,580.43	5,283,728.65	5,528,534.52	268,049.19	238,800.34	13,908,693.13
1	2,589,580.43	5,283,728.65	5,528,534.52	268,049.19	238,800.34	13,908,693.13
3.	178,514.42	1,362,642.22	2,456,487.95	108,873.27	9,235.00	4,115,752.86
1	178,514.42	1,362,642.22	2,456,487.95	108,873.27	9,235.00	4,115,752.86
4.	15,083,411.59	29,293,107.75	19,921,900.46	3,316,138.06	813,658.46	68,428,216.32
1.						
2.						

1						
3.						
1						
4.						
1.	36,983,759.53	29,519,250.75	19,940,436.51	849,214.99	411,138.13	87,703,799.91
2.	38,471,605.59	32,424,571.30	12,106,557.00	973,272.39	495,959.44	84,471,965.72

2

--	--	--	--	--	--

3

--	--	--	--	--

4

--	--

5

--	--	--

6

--	--	--

1 2018 12 31

2

17

	21,970,323.32	1,890,073.05
	21,970,323.32	1,890,073.05

1

	21,970,323.32		21,970,323.32	1,890,073.05	1,890,073.05
	21,970,323.32		21,970,323.32	1,890,073.05	1,890,073.05

2

	39,804,387.29	803,914.28	15,790,409.30			16,594,323.58	48.49%	48.49%				
	5,177,690.16	205,770.20	4,635,793.80			4,841,564.00	98.96%	98.96%				
	22,197,145.20	866,779.67	1,058,688.22	1,925,467.89			100.00%	100.00%				
		13,608.90	847,256.26	326,429.42		534,435.74						
	67,179,222.65	1,890,073.05	22,332,147.58	2,251,897.31		21,970,323.32	--	--				--

3

--	--	--

4

--	--	--	--	--	--	--

18

1

□ √

2

□ √

19

□ √

20

1

1.	22,903,532.54	1,882,741.66		1,346,409.81	26,132,684.01
2.				232,344.85	232,344.85
1				232,344.85	232,344.85

2					
3					
3.					
1					
4.	22,903,532.54	1,882,741.66		1,578,754.66	26,365,028.86
1.	3,567,117.54	1,727,060.56		168,235.16	5,462,413.26
2.	482,797.92	58,854.48		139,795.82	681,448.22
1	482,797.92	58,854.48		139,795.82	681,448.22
3.					
1					
4.	4,049,915.46	1,785,915.04		308,030.98	6,143,861.48
1.					
2.					
1					
3.					
1					
4.					
1.	18,853,617.08	96,826.62		1,270,723.68	20,221,167.38
2.	19,336,415.00	155,681.10		1,178,174.65	20,670,270.75

--	--	--	--	--	--	--

2

--	--	--	--

1 2018 681,448.22

2 2018 12 31

3 2018 12 31

4

21

--	--	--	--	--

22

1

--	--	--	--	--

2

--	--	--	--	--

23

--	--	--	--	--	--

24 /

1

	34,908,561.94	5,552,116.24	22,515,606.41	3,522,850.38
			17,158,026.46	2,597,349.67
	2,385,283.48	545,249.44	1,435,294.41	292,037.89
	37,293,845.42	6,097,365.68	41,108,927.28	6,412,237.94

2

3

		6,097,365.68		6,412,237.94

4

--	--	--	--

5

--	--	--	--

25

		300,000.00
	569,940.00	25,019.00
	569,940.00	325,019.00

26

1

	80,000,000.00	
	80,000,000.00	

2

0.00

--	--	--	--	--

27

--	--	--

28

□ √

29

	237,535,116.85	139,925,098.99
	31,797,195.94	37,349,354.25
	269,332,312.79	177,274,453.24

1

	237,535,116.85	139,925,098.99
	237,535,116.85	139,925,098.99

0.00

2

	31,797,195.94	37,349,354.25
	31,797,195.94	37,349,354.25

3

1

--	--	--

1	237,535,116.85	31,242,659.14
	29,533,886.55	
2	97,610,017.86	69.76%
3	5%	5%
4	1	
5	5%	5%

30

1

	3,457,389.75	2,152,192.47
	3,457,389.75	2,152,192.47

2 1

--	--	--

3

--	--

1 1,305,197.28 60.65%

2 1

3 5% 5%

31

1

	6,429,147.96	56,257,642.05	51,956,594.98	10,730,195.03
		2,010,568.55	2,010,568.55	
	8,100.00	94,263.80	102,363.80	
	6,437,247.96	58,362,474.40	54,069,527.33	10,730,195.03

2

1	6,380,422.16	50,842,336.16	46,639,621.50	10,583,136.82
2		1,631,094.39	1,631,094.39	
3		890,049.76	890,049.76	

		772,177.62	772,177.62	
		95,949.01	95,949.01	
		21,923.13	21,923.13	
4		1,559,736.00	1,487,736.00	72,000.00
5	48,725.80	1,334,425.74	1,308,093.33	75,058.21
	6,429,147.96	56,257,642.05	51,956,594.98	10,730,195.03

3

1		1,964,811.04	1,964,811.04	
2		45,757.51	45,757.51	
		2,010,568.55	2,010,568.55	

32

		3,536,770.85	1,530,764.88
		8,612,436.03	7,199,217.09
		152,379.88	224,191.43
		220,931.94	124,782.11
		344,915.07	310,959.92
		12,867,433.77	9,389,915.43

33

		162,545.00	
		7,513,465.73	98,979,719.19
		7,676,010.73	98,979,719.19

1


	162,545.00	
	162,545.00	



35



36



37

1



38

1



2

3

4

39

--	--	--

1

--	--	--

2

--	--	--	--	--	--

40

1

--	--	--

2

--	--	--

--	--	--

--	--	--

41

--	--	--	--

42

	667,857.13		157,142.86	510,714.27	
	667,857.13		157,142.86	510,714.27	--

								/
25	667,857.13			157,142.86			510,714.27	

2012

2012 9 2018 12 31 “ 25

” 1,500,000.00

10 157,142.86

43

--	--	--

44

		+ —					
	125,039,500.00	1,344,400.00				1,344,400.00	126,383,900.00

2018 6 29		113	135.00	2018
8 21		1,344,400	109	11.31
1,344,400	1	1,344,400	-	13,860,764.00
		“ [2018]G18001070059 ”		

45

1

2

46

	481,171,553.10	13,860,764.00		495,032,317.10
	13,074,775.26	38,167,411.78	965,881.93	50,276,305.11
	494,246,328.36	52,028,175.78	965,881.93	545,308,622.21

1

“ 44 ”

2

47

	92,978,775.00	15,205,164.00		108,183,939.00
	92,978,775.00	15,205,164.00		108,183,939.00

48

49

--	--	--	--	--

50

	37,089,167.91	4,682,716.63		41,771,884.54
	37,089,167.91	4,682,716.63		41,771,884.54

10%

51

	390,924,063.78	340,855,796.12
	390,924,063.78	340,855,796.12
	68,311,444.07	80,644,916.00

	4,682,716.63	6,576,648.34
	24,000,000.00	24,000,000.00
	430,552,791.22	390,924,063.78

- 1)
- 2)
- 3)
- 4)
- 5)

52

	768,730,918.82	521,746,423.58	537,013,951.96	372,691,704.74
	163,004,208.18	156,482,177.89	93,972,542.83	89,560,310.98
	931,735,127.00	678,228,601.47	630,986,494.79	462,252,015.72

53

	1,889,170.53	1,460,724.69
	1,119,665.12	875,964.00
	575,753.72	192,539.16
	299,793.12	312,445.72
	53,474.08	48,585.66
	601,618.54	491,620.89
	746,443.42	583,975.93
	32,363.62	62,508.06
	22,179.60	13,486.78
	5,340,461.75	4,041,850.89

54

	24,873,964.95	15,779,492.16
	23,731,139.37	14,039,504.05
	9,342,624.53	4,540,980.71
	4,187,305.99	3,026,411.24
	4,930,418.66	3,809,638.79
	1,190,477.10	1,368,374.27
	68,255,930.60	42,564,401.22

55

	38,167,411.78	10,777,434.76
	20,166,218.32	15,240,273.87
	8,856,157.87	4,895,437.71
	6,225,285.66	4,200,773.55
	4,939,169.94	4,079,212.56
	3,656,244.29	3,503,317.93
	82,010,487.86	42,696,450.38

56

	7,782.96	173,827.43
	51,313.12	159,127.68
	445,852.79	140,494.33
	205,130.11	185,587.57
	159,288.07	195,650.55
	2,739,685.64	152,862.52
	2,193,658.25	134,821.91
	367,904.41	135,150.29
	2,077,773.60	135,158.12

	3,303,034.45	132,701.35
	57,186.12	
	38,086.12	
	38,086.12	
	38,392.46	
	678,639.90	
	432,896.68	
	1,065,430.67	
	284,365.45	
	30,317.05	
	536,172.93	
	329,201.91	
	542,049.11	
	318,627.60	
	330,349.68	
	16,271,225.20	1,545,381.75

57

	457,330.00	
	11,548,185.23	16,501,934.52
	49,023.92	275,005.76
	-11,041,831.31	-16,226,928.76

58

	12,392,955.53	6,186,099.99
	12,392,955.53	6,186,099.99

59

17	1,000,000.00	
	511,100.00	
	400,000.00	
	157,142.86	157,142.86
17	76,700.00	
2016		908,400.00
		150,000.00
		50,800.00
2016		100,000.00
	2,144,942.86	1,366,342.86

60

	6,637,322	

63

		5,000,000.00	
	1,348,666.43	4,371,499.57	1,348,666.43
	1,348,666.43	9,371,499.57	1,348,666.43

							5,000,000.00	

64

	9,174.80	1,004,910.40	9,174.80
	1,229,849.60	1,789,315.86	1,229,849.60
	400,197.35	161,599.14	400,197.35
	1,639,221.75	2,955,825.40	1,639,221.75

65

1

	21,438,377.11	17,791,597.94
	-651,009.67	-2,816,337.50
	20,787,367.44	14,975,260.44

2

	89,098,811.51
/	13,364,821.72
	849,202.05
	-81,782.53
	7,802,655.40
	200.00
	-1,147,729.20
	20,787,367.44

66

67

1

	1,987,800.00	6,209,244.93
	11,022,443.21	17,957,656.11
	4,760,471.58	0.00
	1,348,666.43	4,532,364.71
	19,119,381.22	28,699,265.75

2

	67,759,127.81	40,695,224.52
	254,802.94	0.00
	400,122.15	1,167,159.82

	68,414,052.90	41,862,384.34
--	---------------	---------------

3

	1,090,000,000.00	316,800,000.00
	20,000,000.00	
	1,110,000,000.00	316,800,000.00

4

	1,090,000,000.00	0.00
	94,807,249.15	35,171,277.41
	1,184,807,249.15	35,171,277.41

5

	0.00	9,166,309.63
		9,166,309.63

6

	19,826,723.29	
	107,844,639.00	
	127,671,362.29	

68

1

1	--	--
	68,311,444.07	80,644,916.00
	12,392,955.53	6,186,099.99
	13,908,693.13	13,010,393.03
	681,448.22	687,638.16
“ ”	-329,805.25	89,064.19
“ ”	1,229,849.60	1,789,315.86
“ ”	457,330.00	
“ ”	-6,637,322.82	
“ ”	-651,009.67	-2,816,337.50
“ ”	-8,829,521.33	-12,286,994.30
“ ”	-264,621,280.92	-221,663,392.12
“ ”	106,200,152.78	70,430,030.57
	38,167,411.78	10,777,434.76
	-39,719,654.88	-53,151,831.36
2	--	--
3	--	--
	236,323,983.36	464,055,913.18
	464,055,913.18	190,071,489.03
	-227,731,929.82	273,984,424.15

2

	--

	--
	--

3

	--
	--
	--

4

	236,323,983.36	464,055,913.18
	492,396.12	744,267.26
	235,831,587.24	463,311,645.92
	236,323,983.36	464,055,913.18

69

“ ”

70

	31,281,305.14	
	31,281,305.14	--

71

1

	--	--	
	--	--	
	--	--	


74

1


1



2



3



4


□ √

5


6

2


1



2



3



3

4

□ √

□ √

5

2018 7 11

2018 7 12

2018 8 13

6**1****1**

				100.00%		
				100.00%		
				100.00%		
				100.00%		
				100.00%		
					100.00%	
				100.00%		
				100.00%		
				100.00%		
				100.00%		
				100.00%		

2008 7 26

900,000.00 100,000.00

90% 10%

100%

65%

2

--	--	--	--	--

3

4

5

2

1

2

--	--

3

1

20%

20%

2

	/	/

3

	/	/

4

	/	/
	--	--
	--	--

	--	--
	--	--

5

6

--	--	--	--

7

8

4

				/

5

6

()

()

1

2

3

1

	--	--	--	--
	--	--	--	--

2

3

4

5


6

7

8

9

1




5,743.31

45.44 %

2

1

3



4



5

1

/

--	--	--	--	--	--

/

--	--	--	--

2

/

/

/

/	/	/	/	/	/	/
---	---	---	---	---	---	---

/

/

/	/	/	/	/	/	/
---	---	---	---	---	---	---

/

3

--	--	--	--

--	--	--	--

4

--	--	--	--	--

	28,333,886.55	2017 11 27	2021 05 07	
	1,200,000.00	2018 11 14	2022 06 13	

--	--	--	--	--

2018 12 31 28,333,886.55

2018 12 31 1,200,000.00

5

6

--	--	--	--

7

	9,116,561.95	6,513,366.84

8

6

1

2

--	--	--	--

7

8

1

√ □

	1,344,400.00
	0.00
	6,383,900.00

2018 6 29	2018 6 29	113	2017	2018
8 21	1,344,400	109	135.00	11.31
1,344,400	1	-	13,860,764.00	
	“ [2018]G18001070059 ”			
2018	2018		2017	2018
	6,383,900.00		6,383,900.00	
18.45	1,344,400	11.31	5,039,500	108,183,939.00

2

√ □

	-
	48,944,846.54
	38,167,411.78

3

□ √

4

	2018	2018		2017
		6,383,900.00		6,383,900.00
18.45	1,344,400		11.31	5,039,500
				108,183,939.00

5

1

2

1

2018 12 31

2

3

1

--	--	--	--

2

	24,000,000.00
	24,000,000.00

3

4

2018	2018	2017
		6,383,900.00
	6,383,900.00	5,039,500
18.45	1,344,400	11.31
2018 12 31	107,844,639.00	108,183,939.00
	“	[2019] G18034130018 ”
2019 3 7		
	3 65%	
2018 4		
60%		
2019 4	9,275.00	
	65%	
		2019 4 22

1

1

--	--	--	--

2

--	--	--

2,573,793.51

1

	197,972,193.25	158,139,601.34
	464,777,029.76	302,388,595.52
	662,749,223.01	460,528,196.86

1

1)

	30,546,470.58	29,875,076.32
	167,425,722.67	128,264,525.02
	197,972,193.25	158,139,601.34

2)

--	--

3)

	75,118,138.49	
	75,118,138.49	

4)

		1,000,000.00
		1,000,000.00
		2,000,000.00

5% 5%

2

1)

	484,762, 795.25	99.79%	19,985.7 65.49	5.62%	464,777.0 29.76	318,513 ,921.49	99.68%	16,125.32 5.97	5.36%	302,388.59 5.52
	1,033.82 2.35	0.21%	1,033.82 2.35	100.00%		1,033.8 22.35	0.32%	1,033.822 .35	100.00%	
	485,796, 617.60	100.00%	21,019.5 87.84	4.33%	464,777.0 29.76	319,547 ,743.84	100.00%	17,159.14 8.32	5.37%	302,388.59 5.52

□ √

√ □

1			
1	335,237,424.98	16,761,871.25	5.00%
1 2	19,116,672.66	1,911,667.27	10.00%
2 3	294,058.22	88,217.47	30.00%
3	1,224,009.50	1,224,009.50	100.00%
	355,872,165.36	19,985,765.49	5.62%

—

—

—

5% 5%

□ √

2)

3,860,439.52

0.00

--	--	--

3)

--	--

--	--	--	--	--	--

4)

2018 12 31

163,492,458.08

33.66%

单位名称	与本公司关系	金额	账龄	比例 (%)	坏账准备期末余额
第一名	下属公司	56,308,644.71	1年以内	11.59	-
第二名	下属公司	35,397,373.65	1年以内	7.29	-
第三名	非关联方	19,107,692.60	1年以内	3.93	955,384.63
		5,937,982.99	1-2年	1.22	593,798.30
第四名	非关联方	22,918,621.00	1年以内	4.72	1,145,931.05
		806,767.39	1-2年	0.17	80,676.74
第五名	非关联方	22,715,229.13	1年以内	4.68	1,135,761.46
		300,146.61	1-2年	0.06	30,014.66
合计		163,492,458.08		33.66	3,941,566.84

5)

6)

5% 5%

2

	1,150,133.65	624,391.63
	263,644,405.72	102,115,269.10
	264,794,539.37	102,739,660.73

1

1)

	1,150,133.65	624,391.63
	1,150,133.65	624,391.63

2)

--	--	--	--	--

2

1)

()		
-----	--	--

2)

1

()				
-----	--	--	--	--

3

1)

	269,657, 703.25	100.00%	6,013,29 7.53	2.23%	263,644,4 05.72	104,154 ,148.54	100.00%	2,038,879 .44	1.96%	102,115,26 9.10
	269,657, 703.25	100.00%	6,013,29 7.53	2.23%	263,644,4 05.72	104,154 ,148.54	100.00%	2,038,879 .44	1.96%	102,115,26 9.10

√

√

1			
1	111,113,684.68	5,555,684.23	5.00%
1 2	2,087,133.55	208,713.36	10.00%
2 3	522,999.80	156,899.94	30.00%
3	92,000.00	92,000.00	100.00%
	113,815,818.03	6,013,297.53	5.28%

√

√

2)

3,974,418.09

--	--	--

3)

--	--

--	--	--	--	--	--

4)

	155,841,885.22	65,258,459.88
	3,274,114.08	3,154,598.94
	514,199.55	464,525.50
	48,977.84	105,286.81
	109,978,526.56	35,171,277.41
	269,657,703.25	104,154,148.54

5)

		110,038,526.56	1	40.81%	5,501,926.33
		62,774,300.39	1	23.28%	
		62,587,624.87	1	23.21%	
		22,486,896.77	1	8.34%	

	161,749,700.73		161,749,700.73	135,306,548.46		135,306,548.46
	161,749,700.73		161,749,700.73	135,306,548.46		135,306,548.46

1

	1,423,625.07	62,611.92		1,486,236.99		

3

20,000,000.00

6,443,152.27

4

	614,024,788.12	436,550,052.88	464,160,122.02	336,742,831.82
	300,965.85		31,875,522.81	30,404,888.51
	614,325,753.97	436,550,052.88	496,035,644.83	367,147,720.33

5

	6,615,891.23	
	6,615,891.23	

6

1

√ □

	329,805.25	
	2,144,942.86	
	3,941,805.86	
	-290,555.32	
	6,637,322.82	

	1,912,627.16	
	10,850,694.31	--

1 —

1 —

□ √

2

		/	/
	6.88%	0.57	0.57
	5.79%	0.48	0.48

3**1**

□ √

2

□ √

3**4**

2018